

Name 5 things: Challenge Cards

Name 5 things that **smell** nice



Name 5 things that **taste** spicy



Name your top 5 **favourite** things



Name 5 different fruits



Name 5 things that **feel** soft



Name 5 things that are **orange**



Name 5 things that are **circular**



Name 5 things that **sound** nice



Name 5 things Challenge Cards

Make your own challenge cards 😊

The Furry Home

by *J. M. Westrup*


If I were a mouse
And wanted a house,
I think I would choose
My new red shoes.

Furry edges,
Fur inside,
What a lovely
Place to hide!
I'd not travel,
I'd not roam—
Just sit in
My furry home




Date: _____


12 horizontal lines for writing.



Date: _____ -

12 horizontal lines for writing.





Title:

You will need:	

Instructions

1.	<hr/> <hr/> <hr/>
2.	<hr/> <hr/> <hr/>
3.	<hr/> <hr/> <hr/>
4.	<hr/> <hr/> <hr/>

Gaeilge

An Seilide

“Chaill mé mo theachín!” Arsa an seilide bocht,

“Chaill mé mo theachín,

Is é a bhí go docht.”

“Nuair a dhúisigh mé ar maidin,

Bhí mé fuar gan é,

D’fhéach mé i ngach áit,

ar dheis is ar chlé.”

“Cé a thóg mo theachín?” Arsa an seilide bocht,

“Cé a thóg mo theachín?

Cé air a bhfuil an locht?”

Le Gabriel Rosenstock



Sa Bhaile: Léigh agus Tarraing

1. Deoch	2. Ceapaire	3. Cáca
4. Úll	5. Cáis	6. Banana
7. Milseán	8. Piorra	9. Bainne
10.Oráiste	11.Uachtar reoite	12.Uisce

Sa Bhaile: Éist agus Tarraing

1.	2.	3.
4.	5.	6.
7.	8.	9.
10.	11.	12.

Addition

1:
$$\begin{array}{r} 21 \\ + 23 \\ \hline \end{array}$$

2:
$$\begin{array}{r} 3 \\ + 20 \\ \hline \end{array}$$

3:
$$\begin{array}{r} 3 \\ + 16 \\ \hline \end{array}$$

4:
$$\begin{array}{r} 12 \\ + 22 \\ \hline \end{array}$$

5:
$$\begin{array}{r} 3 \\ + 12 \\ \hline \end{array}$$

6:
$$\begin{array}{r} 16 \\ + 11 \\ \hline \end{array}$$

7:
$$\begin{array}{r} 6 \\ + 2 \\ \hline \end{array}$$

8:
$$\begin{array}{r} 15 \\ + 4 \\ \hline \end{array}$$

9:
$$\begin{array}{r} 20 \\ + 5 \\ \hline \end{array}$$

10:
$$\begin{array}{r} 5 \\ + 14 \\ \hline \end{array}$$

11:
$$\begin{array}{r} 21 \\ + 15 \\ \hline \end{array}$$

12:
$$\begin{array}{r} 10 \\ + 24 \\ \hline \end{array}$$

13:
$$\begin{array}{r} 2 \\ + 25 \\ \hline \end{array}$$

14:
$$\begin{array}{r} 16 \\ + 21 \\ \hline \end{array}$$

15:
$$\begin{array}{r} 8 \\ + 11 \\ \hline \end{array}$$

16:
$$\begin{array}{r} 3 \\ + 4 \\ \hline \end{array}$$

17:
$$\begin{array}{r} 23 \\ + 14 \\ \hline \end{array}$$

18:
$$\begin{array}{r} 8 \\ + 21 \\ \hline \end{array}$$

19:
$$\begin{array}{r} 15 \\ + 24 \\ \hline \end{array}$$

20:
$$\begin{array}{r} 22 \\ + 14 \\ \hline \end{array}$$

Subtraction

$$\begin{array}{r} 1: \quad 42 \\ - 37 \\ \hline \end{array}$$

$$\begin{array}{r} 2: \quad 51 \\ - 45 \\ \hline \end{array}$$

$$\begin{array}{r} 3: \quad 39 \\ - 26 \\ \hline \end{array}$$

$$\begin{array}{r} 4: \quad 16 \\ - 6 \\ \hline \end{array}$$

$$\begin{array}{r} 5: \quad 40 \\ - 20 \\ \hline \end{array}$$

$$\begin{array}{r} 6: \quad 36 \\ - 11 \\ \hline \end{array}$$

$$\begin{array}{r} 7: \quad 47 \\ - 13 \\ \hline \end{array}$$

$$\begin{array}{r} 8: \quad 56 \\ - 23 \\ \hline \end{array}$$

$$\begin{array}{r} 9: \quad 60 \\ - 38 \\ \hline \end{array}$$

$$\begin{array}{r} 10: \quad 49 \\ - 35 \\ \hline \end{array}$$

$$\begin{array}{r} 11: \quad 54 \\ - 34 \\ \hline \end{array}$$

$$\begin{array}{r} 12: \quad 52 \\ - 33 \\ \hline \end{array}$$

$$\begin{array}{r} 13: \quad 17 \\ - 10 \\ \hline \end{array}$$

$$\begin{array}{r} 14: \quad 49 \\ - 27 \\ \hline \end{array}$$

$$\begin{array}{r} 15: \quad 43 \\ - 39 \\ \hline \end{array}$$

$$\begin{array}{r} 16: \quad 60 \\ - 21 \\ \hline \end{array}$$

$$\begin{array}{r} 17: \quad 23 \\ - 14 \\ \hline \end{array}$$

$$\begin{array}{r} 18: \quad 57 \\ - 28 \\ \hline \end{array}$$

$$\begin{array}{r} 19: \quad 43 \\ - 27 \\ \hline \end{array}$$

$$\begin{array}{r} 20: \quad 43 \\ - 30 \\ \hline \end{array}$$

What time is it?

Write the time in words below the clocks

1.



2.



3.



4.



5.



6.



7.



8.



9.



10.



11.



12.

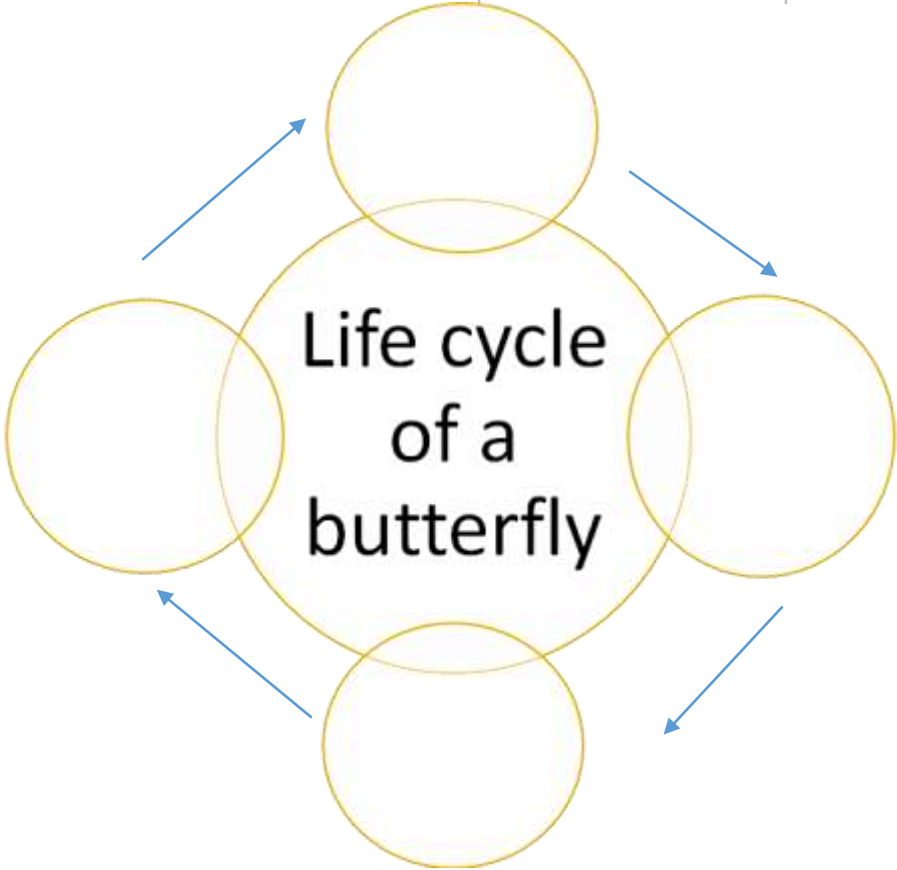


MY DAILY ROUTINE

TIME	ACTIVITIES



Draw the images and complete the explanation of the life cycle of a butterfly using the words below



Word Bank

Butterfly
chrysalis
changes
hatches
leaf
egg
lays

Life cycle of a butterfly


1.



2.



3.




4.



People who help us: Write and Draw

My Teacher


This is _____



My teacher helps me to

The Doctor


This is _____



The doctor helps me when

The Dentist


This is _____



The dentist helps me when

The Shopkeeper

This is _____



The shopkeeper helps me when

The Nurse

This is _____



The nurse helps me when

The Vet


This is _____



The vet helps when

The Fire-fighter

This is _____



The fire fighter helps me when

The Garda

This is _____



The Garda helps me when

The Bus Driver

This is _____



The bus driver helps when



5 Ways I Can Help Our Earth

TIME CAPSULE

TIME CAPSULE



Time to create a time capsule.

Here are your instructions:

1. Write a letter to your future selves. Tell them about yourself – what you like to eat / like to drink / what your hobbies are / what class you are in / what age you are / what you want to be when you grow up.
2. Write about what's going on- in your own words. Tell your future self how you are feeling right now.
3. Include some food wrappers / labels of things you like.
4. Draw a picture of your family or include photographs.
5. Trace around your hand so your future self can compare hand sizes with you.
6. Include a newspaper or the main headlines from the RTE / Virgin Media / TG4 news today.
7. Put it all together in a scrapbook or a lunchbox and stick it up in the attic or somewhere you won't get at for years to come.

Boggle

How many words can you make using the following letters?

*** You can only use each letter once in each word ***

A	K	D
F	R	S
T	E	U
I	V	C

- Using all of the words you have made, write your own weird and wonderful story ☺
- Make your own boggle

- Pick any 5 words you have made and put them into interesting sentences

Boggle

Design your own book cover

A large, empty rectangular frame with a thin black border, intended for designing a book cover. The frame is centered on the page and occupies most of the lower two-thirds of the page. It consists of two concentric rectangles, with the inner one being smaller than the outer one, creating a wide border for design.

Design your own

This bookmark belongs to



This bookmark belongs to

